

HAVE YOUR SAY

Please complete the questionnaire below or online at www.greatercambridge.org.uk/greenwaysconsultation

Let us know your views by **Monday 05 August 2019**

GENERAL QUESTIONS

- 1) In general how far do you support the formation of the Greater Cambridge Greenways network?
- Strongly support Support No opinion
 Oppose Strongly oppose
- 2) How would you intend to primarily travel on the Greenway?
- Cycling Walking Horse riding Running
 I do not intend to travel on the Greenway
 Other (please specify)

ROUTE SPECIFIC – Sawston

- 3) How far do you agree with the following elements of the proposed Greenway route?

		STRONGLY SUPPORT	SUPPORT	NO OPINION	OPPOSE	STRONGLY OPPOSE
1	New roundabout at Long Road/ Robinson Way junction					
2	Cambridge Southern Approach via Francis Crick Avenue and Robinson Way					
3	Widening the Genome Path					
4	Improvements around Shelford Station and new connection through Mill Court					
5	Route through Stapleford:					
	Route A – Existing on-road NCN 11 route through Stapleford					
	Route B – A new shared-use path around Dernford Reservoir towards Shelford Station					
6	Route into Sawston/Whittlesford:					
	Route A – Works currently taking place along Cambridge Road					
	Route B – Along the A1301 Sawston Bypass linking to route towards Whittlesford					


- 4) How far do you support the installation of solar studs in the following locations?

		STRONGLY SUPPORT	SUPPORT	NO OPINION	OPPOSE	STRONGLY OPPOSE
a	Around Dernford Reservoir					
b	Along Cambridge Road					
c	Along the Sawston Bypass					

5) Do you have any additional comments on the proposed route options? Please include details of the location you are referring to in your response. Please continue on a separate sheet if needed.





6) Do you have any comments on the suggested options for signage and wayfinding?



7) We have a duty to ensure that our work promotes equality and does not discriminate or disproportionately affect or impact people or groups with protected characteristics under the Equality Act 2010.

Please comment if you feel any of these proposals would either positively or negatively affect or impact on any such person/s or group/s.

You can find more information on the groups affected by the Equality Act 2010 at www.gov.uk/definition-of-disability-under-equality-act-2010.



You & your journeys

The following information will help us better evaluate the consultation response.

8) Please indicate your interest in this project
Please tick all that apply.

- Resident in Cambridge
- Resident in South Cambridgeshire
- Resident elsewhere
- Local business owner/employer
- Regularly travel in the area
- Occasionally travel in the area
- Work in the area
- Study in the area
- Other

9) If you do, how do you usually travel in the area?
Please tick all that apply.

- Car driver Car passenger
- Van or lorry driver Bicycle
- Powered two-wheeler Bus user
- Horse rider On foot Other
- Not applicable

10) If you commute from Sawston, please indicate your usual workplace. (If you do not commute, please go to Q11)

- West Cambridge site
- Cambridge city centre
- Cambridge Train station
- Science Park or Business Park
- University of Cambridge
- Addenbrookes / Biomedical Campus
- Other

Postcode of destination, if known:

11) Please indicate your age range
Please tick one box only

- Under 15 15-24 25-34 35-44
- 45-54 55-64 65-74 75 and above
- Prefer not to say

12) Are you:

- In education Employed Self-employed
- Unemployed A home-based worker
- A stay-at-home parent, carer or similar
- Retired Prefer not to say Other

13) Do you have a disability which influences the way you travel?

- Yes No Prefer not to say

14) How did you hear about this consultation?

- Leaflet Flyer Newspaper advert
- Newspaper article Email
- Social media Word of mouth
- Other

Contact Details

The information you provide will be used to help the decision making in this scheme. We may share your information with our consultants, and with the Council analysis team. We will not publish your personal details, but may publish your response with personal details removed. If you have consented to be added to our consultation mailing list, we may send you details on the consultation results, and information about other consultations. You retain the right to opt out of the mailing list at any time. We will not sell your personal details, or pass them to any other organisation except those directly involved in compiling and analysing the consultation responses.

You can find further details of our privacy policy on www.gretercambridge.org.uk/privacy

Name:

Please tick here if you are responding on behalf of a group or organisation

Name of group or organisation – if applicable:
(we will publish this in our public reports)

Email Address:

Postcode:
(to identify concerns by location)

Date of Birth:
(optional: this is used to ensure separate entries on our database)

Would you like to be added to our mailing list?

- Yes No



You can also complete the questionnaire online via:
www.greatercambridge.org.uk/greenwaysconsultation

Fold B

2



Greater Cambridge
Partnership
SH1317
Cambridgeshire County
Council
Shire Hall
CAMBRIDGE
CB3 0AP

Fold A